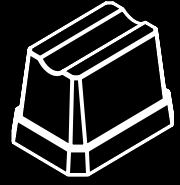


**3 YEARS**  
WARRANTY  
PARTS & LABOR



## ALFA NG 75












115 V / 60 Hz

### SELF-CONTAINED ICE CUBE MACHINE

#### FEATURES

- ▶ PRODUCES SOLID GOURMET CRYSTAL CLEAR ICE CUBES
- ▶ A3S: ANTI-SCALE SPRAY SYSTEM. ITV PATENTED SPRAY SYSTEM WITH FLEXIBLE NOZZLES THAT AVOID LIMESCALE DEPOSITS WITH SMALL VIBRATIONS
- ▶ STIF: STRONG INOX FRAME. SOLID MACHINE STRUCTURE IN 4 COLUMNS WITH AISI 304 STAINLESS STEEL FRAME.
- ▶ STRONGEST DOOR IN THE MARKET. MADE OF STAINLESS STEEL. OPENING AND DAMPING SYSTEM PATENTED BY ITV.
- ▶ FRONT VENTILATION CONCEPT: FRONTAL IN-OUT AIR SYSTEM ALLOWS 'BUILT IN' MACHINES
- ▶ CLEANING SWITCH: ALLOWS CIRCULATION OF WATER WITH DESCALING PRODUCT (CALCLIN OR SIMILAR) WITHOUT COOLING.
- ▶ "NEVER STOP" MOTOR PUMP DEVELOPED BY ITV. PUMP WITHOUT SEALS, WHICH AVOIDS DETERIORATION IN HARD WATER
- ▶ EASI: EASY ACCESS FOR SERVICE & INSTALLATION. ALL PANELS CAN BE DISASSEMBLED SEPARATELY.
- ▶ ON/OFF LIGHTED ROCKER SWITCH IN FRONT PANEL
- ▶ TROPICALIZED MACHINES (T CLASS) / HEIGHT ADJUSTABLE LEGS FROM 4.1" TO 0.2"



	 24 H	 70°F/21°C	 50°F/10°C	 90°F/32°C	 70°F/21°C	 lbs (Kg)	 in (mm)	 in (mm)	
ALFA NG 75 A		64 (29)	51 (23)	44 (20)	Width 18" (465)	Width 21" (540)	<b>ALFA 17/21cc</b> 1.5" (W) x 1" (D) x 1.2" (H) 39 mm (W) x 27 mm (D) x 30 mm (H) Average dimensions		
ALFA NG 75 W		75 (34)	59 (27)		Depth 23" (595)	Depth 26" (650)			

\* WITH LEGS 35"/37"

#### ACCESSORIES

##### INCLUDED



WATER OUTLET HOSE

4 HEIGHT ADJUSTABLE LEG KIT

SCOOP



KNURLED SCREWS



WALL BRACKETS

##### NOT INCLUDED (OPTIONAL)



10" FILTER  
ANTI-LIMESCALE + ANTI-CHLORINE  
CS-101 K



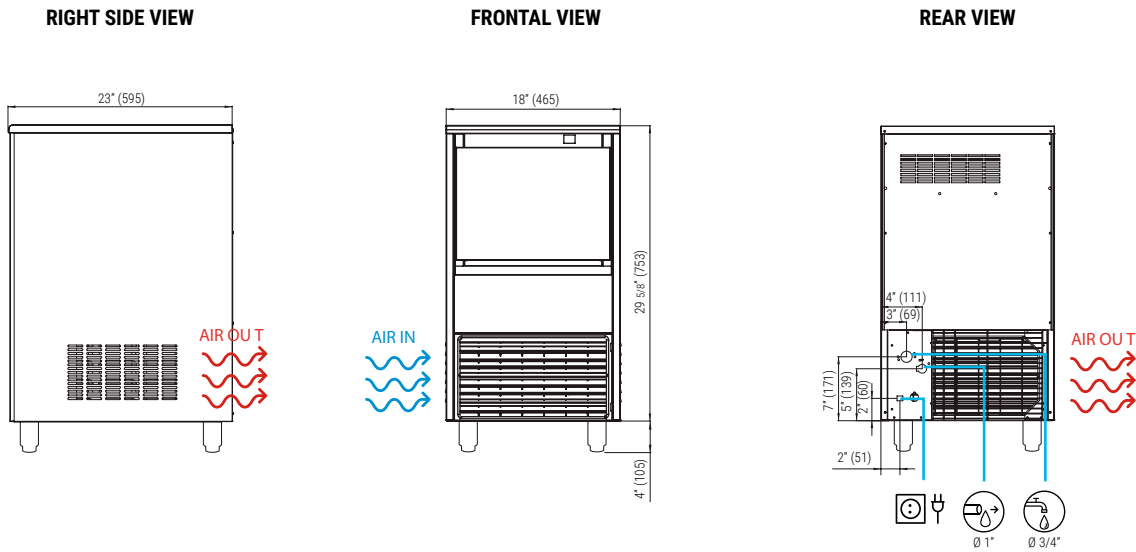
10" REPLACEMENT CARTRIDGE  
ANTI-LIMESCALE + ANTI-CHLORINE  
CS10



SCALE KLEEN

# TECHNICAL SCHEME

ALFA NG 75



\* All dimensions in inches (and mm)

## OPERATING CONDITIONS

PRODUCTION (LBS) 60Hz

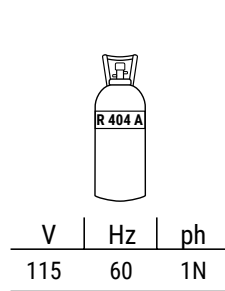
±10% V

41°F/109°F

41°F/95°F

14.5 psi (1 bar) / 87 psi (6 bar)

30 Ice cubes/cycle



**ALFA NG 75 AIR COOLED**

°F	50°	60°	70°	86°
10°	15°	21°	30°	
50°	66	62	60	57
10°	66	62	60	57
68°	64	61	58	54
21°	64	61	58	54
90°	58	54	51	43
32°	58	54	51	43
109°	46	40	34	25
43°	46	40	34	25

**ALFA NG 75 WATER COOLED**

°F	50°	60°	70°	86°
10°	15°	21°	30°	
50°	77	73	69	66
10°	77	73	69	66
68°	75	71	67	62
21°	75	71	67	62
90°	68	63	59	50
32°	68	63	59	50
109°	54	47	39	29
43°	54	47	39	29

## MODELS

	ASHRAE CONDITIONS (BTu/h) (W)	(W) 109°F	(AWG/mm <sup>2</sup> ) (n.)	FUSE	100lbs 90°F / 70°F (Kwh/100 lbs)	gal 100lbs (l/h)	HEAT REJECTED (BTu/h) (W)	(lbs)	(lbs)
ALFA NG 75 A	3,115 913	425	14/1.5 3	15	11.4	42.3 4	2,429 712	90	123
ALFA NG 75 W	3,115 913	425	14/1.5 3	15	11	205.4 23	2,429 712	90	123



ITV Ice Makers, Inc.  
9550 Satellite Blvd, Suite 100  
Orlando, FL 32837  
Phone: 1 407 826 1860 | Fax: 1 407 826 1861  
Toll Free: 1 888 488 1423  
sales@itvice.com | www.itvice.com



SERVICE  
service@itvice.com  
Skype: service@itvice.com  
PHONE: +1 888 488 1423  
FROM 8AM TO 5PM EST



**2 ADDITIONAL YEARS ON COMPRESSOR & EVAPORATOR**  
Read our warranty policy to know more about limitations and exclusions

