



3 YEARS WARRANTY
PARTS & LABOR

ALFA NG 175 115 V / 60 Hz

SELF-CONTAINED ICE CUBE MACHINE

FEATURES

- ▶ PRODUCES SOLID GOURMET CRYSTAL CLEAR ICE CUBES
- ▶ A3S: ANTI-SCALE SPRAY SYSTEM. ITV PATENTED SPRAY SYSTEM WITH FLEXIBLE NOZZLES THAT AVOID LIMESCALE DEPOSITS WITH SMALL VIBRATIONS
- ▶ STIF: STRONG INOX FRAME. SOLID MACHINE STRUCTURE IN 4 COLUMNS WITH AISI 304 STAINLESS STEEL FRAME.
- ▶ STRONGEST DOOR IN THE MARKET. MADE OF STAINLESS STEEL. OPENING AND DAMPING SYSTEM PATENTED BY ITV.
- ▶ FRONT VENTILATION CONCEPT: FRONTAL IN-OUT AIR SYSTEM ALLOWS 'BUILT IN' MACHINES
- ▶ CLEANING SWITCH: ALLOWS CIRCULATION OF WATER WITH DESCALING PRODUCT (CALCLIN OR SIMILAR) WITHOUT COOLING.
- ▶ "NEVER STOP" MOTOR PUMP DEVELOPED BY ITV. PUMP WITHOUT SEALS, WHICH AVOIDS DETERIORATION IN HARD WATER
- ▶ EASI: EASY ACCESS FOR SERVICE & INSTALLATION. ALL PANELS CAN BE DISASSEMBLED SEPARATELY.
- ▶ ON/OFF LIGHTED ROCKER SWITCH IN FRONT PANEL
- ▶ TROPICALIZED MACHINES (T CLASS) / HEIGHT ADJUSTABLE LEGS FROM 4.1" TO 0.2"



	24 H	70°F/21°C	50°F/10°C	90°F/32°C	70°F/21°C	STOCK			
		lbs (Kg)		lbs (Kg)		lbs (Kg)	in (mm)	in (mm)	
ALFA NG 175 A		169 (77)		132 (60)		77 (35)	Width 28" (715)	Width 31" (780)	ALFA 17/21cc 1.5" (W) x 1" (D) x 1.2" (H) 39 mm (W) x 27 mm (D) x 30 mm (H) Average dimensions
ALFA NG 175 W		180 (82)		141 (64)			Depth 23" (595)	Depth 27" (680)	
							* WITH LEGS 41"/43"		

ACCESSORIES

INCLUDED



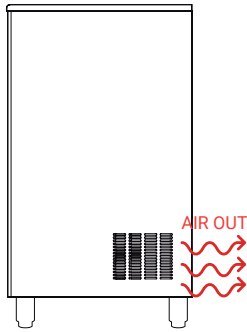
NOT INCLUDED (OPTIONAL)



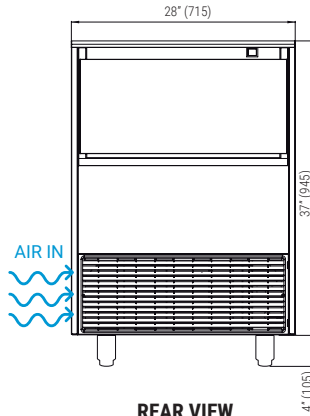
TECHNICAL SCHEME

ALFA NG 175

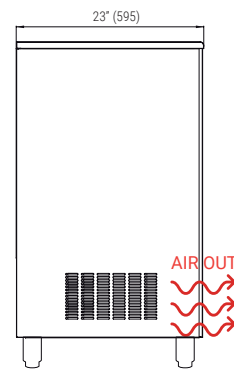
RIGHT SIDE VIEW



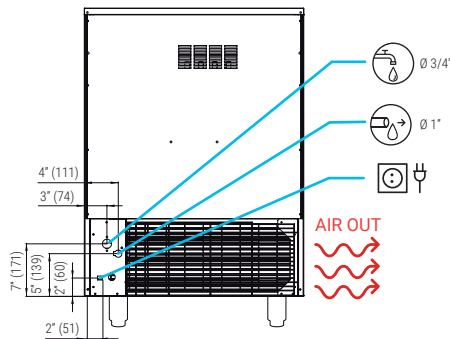
FRONTAL VIEW



LEFT SIDE VIEW



REAR VIEW



* All dimensions in inches (and mm)

OPERATING CONDITIONS

PRODUCTION (LBS) 60Hz

±10% V

41°F/109°F

41°F/95°F

14.5 psi (1 bar) / 87 psi (6 bar)

60 Ice cubes/cycle



V	Hz	ph
115	60	1N



ALFA NG 175 AIR COOLED

°F / °C	50° / 10°	60° / 15°	70° / 21°	86° / 30°
50° / 10°	176	167	153	132
68° / 21°	169	160	146	125
90° / 32°	155	144	132	110
109° / 43°	138	124	111	90



ALFA NG 175 WATER COOLED

°F / °C	50° / 10°	60° / 15°	70° / 21°	86° / 30°
50° / 10°	187	178	163	141
68° / 21°	180	170	156	134
90° / 32°	165	153	141	118
109° / 43°	147	132	119	96

MODELS

ALFA NG 175 A

ALFA NG 175 W

	ASHRAE CONDITIONS (BTU/h)	(W)	(W) 109°F	(AWG/mm ²) (n.)	FUSE	100lbs 90°F / 70°F (Kwh/100 lbs)	gal 100lbs (l/h)	HEAT REJECTED (BTU/h) (W)	(lbs)	(lbs)			
ALFA NG 175 A	6,186	1,813	775	14/1.5	3	15	11.3	73	19.7	4,900	1,436	139	179
ALFA NG 175 W	6,186	1,813	775	14/1.5	3	15	10.7	217	62.3	4,900	1,436	139	179



ITV Ice Makers, Inc.
9550 Satellite Blvd, Suite 100
Orlando, FL 32837
Phone: 1 407 826 1860 | Fax: 1 407 826 1861
Toll Free: 1 888 488 1423
sales@itvice.com | www.itvice.com



SERVICE
service@itvice.com
Skype: service@itvice.com
PHONE: +1 888 488 1423
FROM 8AM TO 5PM EST



2 ADDITIONAL YEARS
ON COMPRESSOR &
EVAPORATOR
Read our warranty policy
to know more about
limitations and exclusions

